

ANTECH

ANTENNA TECHNOLOGIES

OEM AERIALS

UNIVERSAL AERIALS

CB & MARINE

ACCESSORIES

FITMENT GUIDES

SOUND PERFORMANCE
TECHNOLOGY CATALOGUE

OEM AERIALS

Daihatsu _____	2
Ford _____	2-3
Holden _____	3-4
Honda _____	5
Hyundai _____	6
Isuzu _____	6
Jaguar _____	6
Jeep _____	6
Mazda _____	6
Mitsubishi _____	7
Nissan _____	7-8
Subaru _____	9
Suzuki _____	9
Toyota _____	10-11

UNIVERSAL AERIALS

Cowl Mount Fixed Standard _____	12
Cowl Mount Rubber _____	12
Cowl Mount Spring Back _____	13
Cowl Mount Retractable _____	13
Roof Mount _____	14
Gutter Grip _____	14
Pillar Mount _____	14
Side Mount _____	14
Electric Automatic _____	15
Glass Mount _____	15
Cellular _____	15
Replacement Whips _____	16

CB & MARINE

Marine _____	17
CB _____	18-19

ACCESSORIES

CB Leads _____	20
Extension Leads _____	21
AM/FM Amplifiers _____	22
Suppressors/Noise Filters _____	22
Mounting Kits _____	22
Mast Retaining Sleeves _____	22
Plugs _____	23
Sockets _____	23
European Adaptors _____	23
Mounting Ball Sockets/Rubber Heads _____	23
Band Expanders _____	23

FITMENT GUIDES

OEM Alfa Romeo to Volvo _____	24-35
Replacement Masts (Specifications) _____	36-37
Replacement Whips (Specifications) _____	37
Installation Instructions _____	38-39
Product Index _____	40

Every effort has been made to ensure that the illustrations and specifications presented and referred to in this catalogue were correct at the time of printing; Griffiths Equipment Ltd takes no responsibility for product changes or variations to the type illustrated in this catalogue. Users should evaluate the suitability and legality of each product for any particular application at the time of purchase.

DAIHATSU

FORD

Fitment Guide Pg 25

Ford Fitment Guide – Page 25-26



MIRA
Mira
 1990-98
 Sections: 2
 Extended: 890mm
 Dist. between screws: 65mm



FC00P
Courier
 2000-06
 Sections: 1
 Extended: 800mm
 Dist. between screws: 63mm



FX00R
Ford Explorer
 2000-05
 Sections: 1
 Extended: 770mm



SY100
**Falcon/Fairmont/
 Fairlane** EA-ED 1989-94
Ute EA-ED 1985-94
 Sections: 5
 Extended: 1000mm



SY700
**Falcon/Fairmont/
 Fairlane/Ute**
 EF-EL 1994-98 AU1-AU2 1998 on
 Sections: 4
 Extended: 1000mm



SY200
Falcon EA-ED 1989-94
 Fully Automatic
 Sections: 5
 Extended: 1000mm
 Under fender length: 380mm
 REPLACEMENT MAST: SY200MAST



SY800
Falcon/Fairmont
 EF-EL 1994-98 AU1-AU2 1998 on
 Fully Automatic
 Sections: 5
 Extended: 1000mm
 Under fender length: 380mm
 REPLACEMENT MAST: SY800MAST



FV94P
Festiva 1994-00
 Sections: 1
 Extended: 840mm
 Dist. between screws: 77mm

FORD

Ford Fitment Guide – Page 25-26



**FK99W
Ka**
1999-02
Sections: 1
Extended: 550mm
External Thread 5mm



**MAZ960
Laser 1985-90
Telstar 1985-89**
Sections: 1
Extended: 955mm
Dist. between screws: 60mm




**MAZ980
Festiva 1994 on
Laser 1990-98
Telstar 1987-92**
Sections: 1
Extended: 860mm
Dist. between screws: 60mm



**FT96R
Transit Van VF**
1996-06
Sections: 1
Extended: 550mm

HOLDEN

Holden Fitment Guide – Page 26



**HSMK [Chrome]
Holden Mount Kit**
Application:
ALPHA, MR, MZ series



**HA96H
Astra 5 Door**
1996-05
Sections: 4
Extended: 850mm
Head Angle: 62 Degrees



**HA96S
Astra Sedan**
1996-05
Sections: 4
Extended: 850mm
Head Angle: 26 Degrees



**HB89P
Barina**
1989 - 94
Sections: 2
Extended: 92mm
Dist. between screws: 780mm

HOLDEN

Holden Fitment Guide – Page 26



**COMM
Commodore**

VB-VL 1980-89

Sections: 5

Extended: 950mm

IF USING THE EXISTING BEZEL/
BASE, ORDER CMR1



**SY300
Commodore**

VN-VS 1989-98

Ute VG-VS 1989-98

Sections: 5

Extended: 910mm



**SY400
Commodore**

VN-VS 1989-98

Fully Automatic

Sections: 5

Extended: 970mm

Under fender length:
330mm

REPLACEMENT MAST: SY400MAST



**SY350
Commodore**

VT/VZ 1998 on

Sections: 5

Extended: 910mm



**APVY1F
Commodore**

VX Series 1, Series2

VU Ute 10/00-10/02

VY - Series 1 10/02-08/03

Monaro 01-02 V2 Series 2

Fully Automatic

Sections: 5

Extended: 990mm

REPLACEMENT MAST: AP250



**AP9
Commodore**

VY Series 2, 08/03-07/04

VZ 08/04-08/06

Fully Automatic

Sections: 5

Extended: 990mm

REPLACEMENT MAST: AP265



**HR03P
Rodeo**

Pillar Mount 2003-07

Sections: 2

Extended: 990mm

Dist. between screws: 60mm



**HR88G
Rodeo**

Guard Mount 1988-03

Sections: 4

Extended: 900mm



**HROCO
Rodeo RA Dual Cab**

Pillar Mount 2003-07

Sections: 2

Extended: 920mm

Dist. between screws: 74mm

HONDA

Honda Fitment Guide – Page 27



H100R
Accord/Civic
 1973-80
Prelude 1979-83
 Sections: 3
 Extended: 900mm
 Dist. between screws: 53mm



H10RMKN
Accord 1981-90
CRX 1987-92
Prelude 1983-87
Vigor 1984-90
 Sections: 2
 Extended: 950mm
 Dist. between screws: 75mm



Z52EXI
Accord EXI 1990-93
 Fully Automatic
 Sections: 5
 Extended: 800mm
 Under fender length: 395mm
 REPLACEMENT MAST: HA2MAST



Z52N
Accord LX/EX
 1990-94
Ascot 1990-94
 Fully Automatic
 Sections: 5
 Extended: 890mm
 Under fender length: 395mm
 REPLACEMENT MAST: HAMAST



2NL0930
Civic 1992-96 on
 Sections: 2
 Extended: 935mm
 Dist. between screws: 63mm



2NL0910
Civic 1984-92
Concerto 1989-93
Integra Shuttle 1984-86
 Sections: 2
 Extended: 930mm
 Dist. between screws: 53mm



HC96
Civic All Models
 1996-00
 Sections: 2
 Extended: 950mm
 Dist. between screws: 65mm



HC00RM
Civic All Models
 2001 On, **CRV** 2000 On
 Roof Mount
 Sections: 1
 Extended: 175mm
 Thread Diameter: 5mm



HC97R
CRV
 Roof Mount 1997-06
 Active Amplifier
 Sections: 1
 Extended: 175mm
 Dist. between screws: 78mm



RUR1M
S2000 2001 On
 Replacement Roof Mount Mast
 Sections: 1
 Extended: 175mm
 Thread Diameter: 5mm

HYUNDAI

Hyundai Fitment Guide – Page 27-28



**YA00G
Accent**

2000-05
Sections: 4
Extended: 880mm



**YE90G
Excel**

1990-94
Lock Down
Sections: 5
Extended: 800mm



**YE94G
Excel**

1990-94
Lock Down
Sections: 5
Extended: 840mm



**YG03R
Getz**

2003-07
Sections: 1
Extended: 760mm
Internal Thread 6mm



**YL92G
Lantra**

1992-99
Sections: 5
Extended: 850mm

ISUZU

Fitment Guide Pg 28

JAGUAR

Fitment Guide Pg 28

JEEP

Fitment Guide Pg 28

MAZDA

Mazda Fitment Guide – Page 29



**IBMAST
Bighorn**

1992 On
(Mast Replacement Only)
Sections: 5
Base Length: 218mm



**RW20KMAST
RW20**

Sections: 6
Base Length: 218mm



**JC94G
Cherokee**

1994-01
Sections: 1
Extended: 790mm



**MAZ980
121**

1991-97

323

1990-98

626

1988-92

Capella/Cargo 88-92

Astina

1990-94

Eunos/Presso

91 on

Sections: 2

Extended: 1010mm

Dist. between screws: 60mm



**MAZ960
323/626**

1985-89

Sections: 1

Extended: 955mm

Dist. between screws: 60mm

MITSUBISHI

Mitsubishi Fitment Guide – Page 30



MTB930
Cordia/Tredia 82-87
Eterna/Galant 88-93
Mirage/Colt/Galant 1984-92
Lancer 1988-92
Magna Aus. Wagon 87-92
Sigma/V3000 84-91
 Sections: 2
 Extended: 940mm
 Dist. between screws: 60mm



MTB017
L300 1992 on
 Sections: 2
 Extended: 990mm



MN92P
Nimbus 1992-03
 Sections: 2
 Extended: 940mm
 Dist. between screws: 65mm



PAJERO
Pajero 1984-99
 Sections: 4
 Extended: 870mm
 Bezel Length: 85mm

NISSAN

Nissan Fitment Guide – Page 30-32



BLUEBIRD
Bluebird 1989-92
 Sections: 2
 Extended: 905mm
 Dist. between screws: 120mm



PATHFINDER
Navara (R/H Guard) 1989-98
Pathfinder 1988-92
Terino 1986-95
 Sections: 4
 Extended: 930mm
 Bezel Length: 60mm



NN98
Navara 98 On
 Sections: 4
 Extended: 940mm



PULSAR
Pulsar/Langley 1983-87
Pulsar EXA 1983-86
 Sections: 3
 Extended: 1060mm
 Bezel Length: 87mm

NISSAN

Nissan Fitment Guide – Page 30-32



SENTRA Pulsar/Sentra/Sunny 1987-92
Avenair 1993-96
NX 1993-95
Presea 1989 on
 Sections: 2
 Extended: 890mm
 Dist. between screws:120mm



SENTRN14 Primera P10 Import 1990 on
Pulsar/Sentra
 All Models 1992-96
 Sections: 2
 Extended: 970mm
 Dist. between screws: 73mm



SENTRN15 Pulsar 1998 on
Sentra 1996-98
 Sections: 2
 Extended: 1045mm
 Dist. between screws: 61mm



SENTRY10 Pulsar Wagon/Sentra Wagon 92-96
 Sections: 2
 Extended: 890mm
 Dist. between screws:120mm



NP00P Pulsar N16 2000-05
 Sections: 2
 Extended: 970mm
 Dist. between screws: 76mm



NTR Nissan Trucks
 Most models
 Sections: 2
 Extended: 890mm
 Dist. between screws: 120mm



NX02R X Trail 2005 On
 Roof Mount
 Sections: 1
 Extended: 180mm
 REPLACEMENT WHIP: NX02RM

SUBARU

Subaru Fitment Guide – Page 33



CMRSUB84
Leone Sedan/
Wagon 1982-85
Brumby 4X4
Ute 1982-83
 Sections: 5
 Extended: 945mm



LEONE
Leone 1985-88
Omega 1988-93
 Sections: 1
 Extended: 800mm
 Bezel Length: 75mm



LEGACY
Legacy Sedan/
Wagon 1989-94
 Sections: 1
 Extended: 950mm
 Dist. between screws: 58mm



LEGACY2
Legacy Sedan/
Wagon 1994 on
 Sections: 1
 Extended: 800mm
 Dist. between screws: 60mm

SUZUKI

Fitment Guide – Page 33



LEGACY3
Legacy Wagon 98 on
 Sections: 1
 Extended: 800mm
 Dist. between screws: 62mm



SUBIMP
Impreza 1993-99 (NZ)
 Sections: 1
 Extended: 760mm
 Dist. between screws: 108mm



SWRX93
WRX 1993 on
 Sections: 1
 Extended: 760mm
 Dist. between screws: 108mm



SZS98P
Swift
 1989-99
 Sections: 2
 Extended: 920mm
 Dist. between screws: 78mm

TOYOTA

Toyota Fitment Guide – Page 33-35



CAMRY
Camry
Sedan/Wagon 1993-97
Sections: 2
Extended: 925mm
Dist. between screws: 60mm



TC99MAST
Camry
1999 on
Fully Automatic
Sections: 6
Extended: 800mm



TC97G
Camry
Guard Mount
1997-02
Sections: 4
Extended: 840mm



COL1000
Corolla
Sedan/Hatch/Wagon 1983-92
Carib 4X4 86-90
Corsa 86-90
Landcruiser 1990-98
Paseo 1991-97
Starlet 1985-96
Carina Sedan/Hatch 82-89
Corona Sedan/Hatch 82-89
Liteace 1987-92
Townace 1990-93
Hiace 1990 on
Sections: 1
Extended: 975mm
Dist. between screws: 110mm



COL2000
Corolla
Sedan/Hatch/Wagon 1992-98
Carib 4X4/Corsa 90 on
Sections: 2
Extended: 1200mm
Dist. between screws: 105mm



TC01R
Corolla
Roof Mount
1997-02
Sections: 1
Extended: 770mm



TRAV94
RAV4
1994 on
Sections: 2
Extended: 925mm
Dist. between screws: 60mm

TOYOTA

Toyota Fitment Guide – Page 33-35



HILUX
Hilux
 1984 on
 Sections: 1
 Extended: 790mm

TH89G
Hilux
 1989-97
 Sections: 4
 Extended: 900mm

TH98
Hilux
 1998 on
 Sections: 4
 Extended: 965mm

TL90G
Toyota Landcruiser
 1990-98
 Sections: 4
 Extended: 970mm

NOTES

FIXED COWL MOUNT



**CMB12 [Black]
Cowl**

Sections: 3
Extended: 940mm



**CM12 [Chrome]
Cowl**

Sections: 3
Extended: 930mm



**VW4100 [Chrome]
High Angle**

Sections: 4
Extended: 970mm



**CMF08 [Black]
Fibreglass Whip**

Sections: 1
Extended: 770mm
REPLACEMENT MAST: CMFW

RUBBER COWL MOUNT



**RU400 [Black]
Rubber**

Sections: 1
Extended: 370mm
REPLACEMENT MAST: RMAST



**R400TB [Black]
Rubber Adjustable
Base**

Sections: 1
Extended: 370mm
REPLACEMENT MAST: RMAST



**CM1803
Rubber Amplified
Flat Base**

Sections: 1
Extended: 230mm

FIXED COWL MOUNTS
Fitted to the top of the mudguard, it does not recess into mudguard.

RETRACTABLE COWL MOUNTS
Fitted to the top of the mudguard. 4 or 5 sections, this aerial can be manually pushed down away from harms way.

SPRING BACKS
Fitted to the top of the mudguard. Usually 3 sections, and is permanently extended with a spring at the base which allows the aerial to spring back and forth reducing the chances of breaking when objects are hit.

GUTTER GRIP
Can only be fitted to vehicle that has a gutter ridge on its roof.

ROOF MOUNT
Mounted on the roof of the vehicle.

SIDE MOUNT
Mounted on any flat side panel on the side of the vehicle.

PILLAR MOUNT
Mounted on the pillar either side of the front windscreen.

SPRING BACK COWL MOUNT



CMAS12 Adjustable Spring Base
 Sections: 3
 Extended: 1230mm



CMS12 [Chrome] Spring Base
 Sections: 4
 Extended: 1230mm



CMAS14B [Black] Adjustable Spring Base
 Sections: 3
 Extended: 1000mm



CMAS13B Spring Base Amplified
 Sections: 3
 Extended: 1340mm



CMAS15F Adjustable Spring Base
 Fibreglass Whip
 Sections: 1
 Extended: 1440mm

MANUAL RETRACTABLE LOCK DOWN COWL MOUNT



CMRB1 [Black] Large Head
 Sections: 4
 Extended: 780mm



CMR1 [Chrome] Large Head
 Sections: 5
 Extended: 950mm



CMR1BS [Chrome] Ball & Socket
 Sections: 4
 Extended: 860mm
 MOUNTING HEADS TO SUIT
 REFER TO PAGE 23



CMR1S [Chrome] Small Head
 Sections: 5
 Extended: 950mm



CMR1L Adjustable Base
 Sections: 5
 Extended: 1000mm

ROOF MOUNT

GUTTER GRIP



NX02R [Black]
Rubber Amplified
 Sections: 1
 Extended: 180mm
 REPLACEMENT WHIP: NX02RM



RUR1 [Black]
Rubber Amplified
 Sections: 1
 Extended: 175mm
 REPLACEMENT WHIP: RUR1M



ARF24B [Black]
Metal Spring Back
 Sections: 2
 Extended: 720mm



GG1 [Chrome]
Spring Base
 Sections: 3
 Extended: 1040mm

PILLAR MOUNT

SIDE MOUNT



PMCSB12 [Black]
Inline Pillar
 Sections: 3
 Extended: 1240mm



PMCS12 [Chrome]
Inline Pillar
 Sections: 3
 Extended: 1240mm



PM12 [Chrome]
Offset Pillar
 Sections: 3
 Extended: 1255mm



KSB270 [Chrome]
Truck
 Sections: 3
 Extended: 2290mm

ELECTRIC AUTOMATIC



**MZ19 [Chrome]
Fully Automatic**
Sections: 4
Extended: 810mm
Under fender length: 340mm



**MZ21 [Chrome]
Harada Economy
Fully Automatic**
Sections: 5
Extended: 945mm
Under fender length: 315mm
REPLACEMENT MAST: MZMAST



**TS129 [Chrome]
Fully Automatic**
Sections: 5
Extended: 925mm
Under fender length: 330mm
• OPTIONAL BALL & SOCKET
• SUPPLIED WITH A SET OF MOUNTING BASES TO SUIT MOST VEHICLE TYPES
• REPLACEMENT MAST: TS129MAST



GLASS MOUNT

CELLULAR



**CAWB10 [Black]
Window AM/FM
Amplified**
Sections: 1
Extended: 500mm



**WS259
Window Mounting
Internal Strip**
Interior mounting
Cable Length: 2590mm



**STEALTH
Stealth In Car
12V DC**
Amplified AM/FM
Designed for hidden installations
Cable Length: 2600mm



**CAWB90 [Black]
On Glass GSM**
Sections: 1
Extended: 70mm

REPLACEMENT WHIPS

Refer to Page 37 for Full Specifications



**CMFW [Black]
Roof Mount**

Length: 765mm
Thread Diameter: 6mm
INTERNAL THREAD



**FRFW [Black]
Roof Mount**

Length: 410mm
Thread Diameter: 5mm
EXTERNAL THREAD



**FRFW2 [Black]
Roof Mount**

Length: 410mm
Thread Diameter: 6mm
EXTERNAL THREAD



**YG03R [Black]
Roof Mount**

Length: 760mm
Thread Diameter: 6mm
INTERNAL THREAD



**FRFWBL [Black]
Aluminium with
Change Kit**

Length: 110mm
170mm
270mm
External Thread Dia: 5mm
6mm
Internal Thread Dia: 5mm



**FRFWCH [Chrome]
Aluminium with
Change Kit**

Length: 110mm
170mm
270mm
External Thread Dia: 5mm
6mm
Internal Thread Dia: 5mm



**HC00RM [Black]
Rubber**

Length: 175mm
Thread Diameter: 5mm
EXTERNAL THREAD



**RMAST [Black]
Rubber**

Length: 370mm
Thread Diameter: 6mm
INTERNAL THREAD



**RUR1M [Black]
Rubber**

Length: 175mm
Thread Diameter: 5mm
EXTERNAL THREAD

MARINE



APM01 [White]
27MHz Marine Fibreglass Antenna
Overall length: 1400mm
Mast length: 1260mm
Ground independent (DC)
Frequency: 27.880MHz
Cable length: 3.6m coaxial
Connector: P1259



APM02 [White]
VHF Marine Fibreglass Antenna
Overall length: 900mm
Mast length: 760mm
Ground independent (DC)
Frequency: 156MHz
Cable length: 3.6m coaxial
Connector: P1259



APM03 [White]
AM/FM Marine Fibreglass Antenna
Overall length: 1150mm
Mast length: 1010mm
Ground independent (DC)
Frequency: AM/FM (receive)
Cable length: 3.6m coaxial
Connector: P1259



CR320A [White]
AM/FM Amplified Marine Antenna
Plug cable length: 1.5m
Power cable length: 2m

NOTES

Blank lined area for notes.

CB 27MHZ

CB 477MHZ



CBA3FX [Black]
Fiber Glass Whip
Pretuned Antenna
 Frequency: 27 MHz
 Length: 910mm



CBA2T1 [Black]
Enclosed Antenna
in ABS Tube
HD Spring Base
 Frequency: 477 MHz
 Length: 760mm
 Gain: 4.5 dBi



CBA36F1L [Black]
Elevated Feed
Antenna Kit
HD Spring Base
 Frequency: 477 MHz
 Length: 150mm whip 3 dBi
 and 650mm whip 6 dBi
 Ground independent



CBA3F1L [Black]
Elevated Feed
Antenna
HD Spring Base
 Frequency: 477 MHz
 Length: 650mm whip
 Gain: 6 dBi
 Ground independent



CBA5T1 [Black]
Enclosed Antenna
in ABS Tube
HD Spring Base
 Frequency: 477 MHz
 Length: 1060mm
 Gain: 7.5 dBi



CBA3F1 [Black]
Fiber Glass Whip
 Frequency: 477 MHz
 Length: 600mm
 Gain: 4.5 dBi



CBA5F1 [Black]
Fibre Glass Whip
Multiple Loading
 Frequency: 477 MHz
 Length: 1520mm
 Gain: 6 dBi



CBA4S1 [Black]
Coil Loaded Whip
Stainless Steel
 Frequency: 477 MHz
 Length: 670mm
 Gain: 4.5 dBi

CB MOUNTING BRACKETS



**CBA36
CB Antena Gutter
Mount Bracket**
 • Allows for quick-release mounting of both CB and AM/FM antennas
 • Gutter mountable



**CBBB1
Bull Bar CB
Antenna Bracket**
 Horizontal and vertical



**CBBB2
Bull Bar CB
Antenna Bracket**
 Horizontal and vertical hose clamp type



**CBBB3
Bull Bar CB
Antenna Bracket**



**CBBB4
Bull Bar CB
Antenna Bracket**



**CBBU1
Stainless Steel
Guard Mount
Bull Bar CB
Antenna Bracket**
 Angled universal



**CBBU2
Stainless Steel
Guard Mount CB
Antenna Bracket**



**CBBV1
Stainless Steel
Guard Mount CB
Antenna Bracket**
 Top bolt



**CBBV2
Stainless Steel
Guard Mount CB
Antenna Bracket**
 Side bolt



**CBAWB2
Black Wall Bracket
Antenna Mount**
 L shaped small



**CBAWB1
Chrome Wall Bracket
Antenna Mount**
 L shaped small

CB LEADS



CBBL1
Base and Lead
Frequency: 477 MHz UHF
27 MHz AM
Length: 5m
Cable: RG58 copper shielded coax
Connector: PL259



CBBL2
Base and Lead
Frequency: 477 MHz UHF
27 MHz AM
Length: 5m
Cable: RG58 copper shielded coax
(separate FME to PL259 type)

NOTES

EXTENSION LEADS



Standard Extension Leads
EXT300 300mm
EXT500 500mm
EXT1200 1200mm
EXT3000 3000mm
EXT4000 4000mm



EXT180A Standard Plug to Right-Angle Male
 Input: Standard Socket
 Output: Right-Angle Plug
 Length: 240mm



EXT300N Diversity to Nissan 2-Pin
 Input: Standard Plug/Socket
 Output: Nissan 2-Pin Socket
 Length: 280mm



EXT300N-1 Standard Socket to Nissan 2-Pin
 Input: Standard Male Plug
 Output: Nissan 2-Pin Socket
 Length: 290mm



EXT330N Diversity to Nissan 2-Pin
 Input: Standard Plug/Socket
 Output: Nissan 2-Pin Plug
 Length: 250mm



EXT34 Radio Lead VW/BMW 2002 on
 Allows for fitment of aftermarket radios



EXT430E Standard Socket to European Plug
 Input: Standard Socket
 Output: European Plug
 Length: 270mm



EXT909 2 Way Antenna Coupler
 Input: Standard Socket x2
 Output: Standard Plug
 Length: 430mm

AM/FM AMPLIFIERS

SUPPRESSORS/FILTERS



**BOS200
AM/FM Amplifier**
Mounting: Inline



**EA60
AM/FM Amplifier**
Mounts In or Under Dash



**C3MF
Suppressor**
3.0uF



**NF100
Noise Filter**
Mounting: Inline

MOUNTING KITS

MAST RETAINING SLEEVES



**NUT [Black]
Top Retaining
Nut**
Application:
ALPHA, MR, MZ series



**HSMK
Standard Head
Kitset**
Application:
ALPHA, MR, MZ series
Mount Hole Diameter:
30mm



**SLEEVE [Chrome]
Sleeve**
Application:
ALPHA, MR, MZ series
Length: 35mm
Diameter: 9.65mm



**SLEEVE2 [Chrome]
Sleeve 2**
Application:
RW20, NBMAST, NMMAST
Length: 50mm
Diameter: 10.8mm



**SLEEVE3 [Chrome]
Sleeve 3**
Length: 68mm
Diameter: 11mm

PLUG/SOCKET ADAPTORS



**PLUG
Audio Plug**
Saddle and Screw



**EUROAPT
Standard to
European Plug**
Input: Standard Socket
Output: European Plug



**EUROAPT2
European to
Standard Plug**
Input: European Plug
Output: Standard Socket

MOUNTING BALL SOCKETS



**HQ20
Rubber Socket
Head**
Mount Hole Diameter: 22mm
Inclination: 20 degrees



**HQ26
Rubber Socket
Head**
Mount Hole Diameter: 12x23mm
Inclination: 26 degrees

BAND EXPANDERS



**FA14 SINGLE UNIT
12V High Power
Town & Country**
Frequency Shift: 14MHz
Frequency Input: 76-90MHz
Frequency Output: 88-108MHz
Voltage: 12V

**FA1424V
24V High Power
Town & Country**
Frequency Shift: 14MHz
Frequency Input: 76-90MHz
Frequency Output: 88-108MHz
Voltage: 24V

VEHICLE MODEL	YEAR	OEM AERIALS			UNIVERSAL AERIALS	
		MASTS	MANUAL	WHIPS	MANUAL	ELECTRIC
Alfa Romeo						
33, 75, 145, 164 All Models					ARF24B or CMR1S	TS129
Alfasud Sprint/Cloverleaf	1976-89				ARF24B or CMR1S	TS129
Alfetta GTV					CMR1BS	TS129
Audi						
80	1987-94				CMR1S	MZ21
90	1989-92				CMR1S	MZ21
100	1983-94				CMR1S	MZ21
200	1984-92				CMR1S	MZ21
A3	1997-03			FRFW		
A4	1995-01			FRFW	CMR1BS	TS129
A6	1994-97			FRFW	CMR1BS	TS129
A8	1995-03				CMR1BS	TS129
Bentley						
All Models					CMR1BS	TS129
Austin						
Metro	1986-90				CMR1 or ARF24B	MZ21
Montego	1985-88				CMR1 or ARF24B	MZ21
Mini/Cooper	Up to 1993				CMR1 or ARF24B	MZ21
BMW						
3 Series Sedan, Convert	1982-91				CMR1BS	TS129
3 Series Sedan, Convert	1991-98			FRFW	CMR1BS	TS129
3 Series Coupe, Compact	1991-98			FRFW	CMR1BS	TS129
3 Series Wagon	1991-98			FRFW	CMR1BS	TS129
318CI Cabria	2001-04			FRFW		
325CI Convertible A -E46	2001-04			FRFW		
Cabriolet 330CI	2002			FRFW		
5 Series Sedan	1988-97				CMR1BS	TS129
5 Series Wagon	1988-97				CMR1BS	TS129
6 Series	1982-89				CMR1BS	TS129
7 Series	1987-94				CMR1BS	TS129
7 Series	1994 on				CMR1BS	TS129
8 Series	1990 on				CMR1BS	TS129
Roadster Z3 & Z4	1997-06			FRFW		
Chevrolet Commercial						
Blazer/Truck	1981 on				CMR1	MZ21
Chrysler						
Chrysler Jeep	1996 on				CMR1	MZ21
Jeep Cherokee	1994-01		JC94G			TS129
Jeep Grand Cherokee	1994-98	JC94MAST				TS129
Citroen						
All Models					ARF24B	
Daewoo						
Cielo Sedan	1995-97				CMR1	TS129
Cielo Hatch	1995-97			FRFW		
Espero	1995-97				CMR1	TS129
Lanos	1998-02				VW4100	TS129
Leganza	1997-04				CMR1	TS129

VEHICLE MODEL	YEAR	OEM AERIALS			UNIVERSAL AERIALS	
		MASTS	MANUAL	WHIPS	MANUAL	ELECTRIC
Nubira	1997-04	DN97MAST				TS129
Daihatsu						
Applause	1989-98				CMR1	TS129
Charade	1985-87		PM12			
Charade	1987-93				CMR1BS	
Charade	1993 on				CMR1BS	
Feroza	1992-98				CMR1S or PM12	TS129 or MZ21
Mira	1990-98		MIRA			
Move	1996-03				CAWB10	
Rocky	1993-98				CMR1BS	TS129
Terios	1997 on		COL2000			
Daihatsu Commercial						
Delta Van/Truck	1984 on				PM12 or GG1	
Hi-Jet Van	1986-96				PM12 or GG1	
Fiat						
Most Model Sedans					ARF24B	TS129
Stilo	2002-06			FRFW		
Fiat Commercial						
Citivan	1989-91				ARF24B or PM12	
Ducato Maxi/Van	1988 on				ARF24B or PM12	
Fiorino	1989-96				CAWB10 or PM12	
Ford						
Bronco/F-Series	1979 on				CMR1 or GG1	MZ21
Capri	1990-94				CMR1BS	
Escort	1997 on		ARF24B			TS129
Explorer	1997-01				CMF08M	TS129
Explorer	2002-06		FX00R			
Escape	2001-on	FE02MAST				TS129
Fairlane XF	1985-89				CMR1	MZ21
Fairlane EA-ED	1989-94	FFMAST	SY100			SY200
Fairlane EF-EL	1994-98	FFMAST	SY700			SY800
Fairmont Ghia EA-ED	1989-94	FFMAST	SY100			SY200
Fairmont EF-EL	1994-98	SY800MAST	SY700			SY800
Falcon XF	1985-89				CMR1	MZ21
Falcon EA-ED	1989-94	FFMAST	SY100			SY200
Falcon EF-EL	1994-98	SY800MAST	SY700			SY800
Falcon AU I & II	1998-02	SY800MAST	SY700			SY800
Falcon Ute XD-XF	1985-89				CMR1	MZ21
Falcon Ute EA-ED	1989-94	FFMAST	SY100		GG1	SY200
Falcon Ute EF-EL	1994-98	SY800MAST	SY700		GG1	SY800
Festiva	1990-94				CMR1S or GG1	
Festiva	1994-00		FV94P			
Ka	1999-02			FK99W		
Laser	1985-90		MAZ960			
Laser	1990-98		MAZ980			
Mondeo	up to 1997	FFMAST			CMR1BS	TS129
Mondeo	1997-99			CMFW		
Probe	1994-98				CMR1BS	TS129
Sierra Sedan XR					CMR1S	TS129

VEHICLE MODEL	YEAR	OEM AERIALS			UNIVERSAL AERIALS	
		MASTS	MANUAL	WHIPS	MANUAL	ELECTRIC
Sierra Wagon	1986-92					TS129
Taurus	1996-99				CMR1BS	TS129
Telstar	1985-89		MAZ960			
Telstar	1989-92		MAZ980			
Telstar Sedan	1992-97	FTMAST			CMR1BS	TS129
Telstar TX5I/XRI	1992-97	FTMAST			CMR1BS	TS129
Territory	2005 on			RUR1M		
Ford Commercial						
Bronco/F-Series	1979 on				CMR1 or GG1	MZ21
Courier/4X4/Supercab	1987-99				CMR1S or GG1	TS129
Courier	2000-06		FC00P			
Econovan LWB/SWB	1984 on		PM12		GG1	
Trader Truck	1984 on		PM12		GG1	
Transit	1995-10		FT96R		PM12 or ARF24B	
Great Wall						
V240	2009 on		HROCO			
Holden						
Astra	1987-89		SENTRA			
Astra Sedan	1992-97	HA92MAST				TS129
Astra Sedan	1996-05		HA96S		CMR1S	TS129
Astra Hatch, Wagon	1996-05		HA96H		CMR1BS	TS129
Astra	2004-05			FRFW		
Barina	1989-94		HB89P			
Barina	1994-03			FRFW		
Barina	2004-05			FRFW		
Calibra	1995-97			FRFW		
Camira JB	1985-87				CMRB1	
Camira JJ	1987-89				VW4100	TS129
Colorado (Dual Cab)	2008 on		HROCO			
Commodore Ute VG-VS	1989-94	VNMAST	SY300			SY400
Commodore Ute VU	2000-02					APVY1F
Commodore VB-VK	1980-87		COMM		CMR1	
Commodore VL	1987-89	VLMAST	COMM		CMR1	
Commodore VN-VS	1989-97	VNMAST	SY300			SY400
Commodore VT-VX-VY	1998-04	VNMAST	SY350			APVY1F
Commodore VY Series 2	2004	VY2MAST	SY350			AP9
Commodore VZ	2004-06	VY2MAST	SY350			AP9
Commodore VE	2006 on			FRFW		
Jackaroo	1992-03		PAJERO			
Monaro	2001-02	VNMAST	SY350			APVY1F
Monaro	2003-05	VY2MAST	SY350			
Rodeo TF	1988-03		HR88G		VW4100	TS129
Rodeo RA (Single Cab)	2003-08		HR03P			
Rodeo RA (Dual Cab)	2003-08		HROCO			
Vectra Sedan, Hatch	1994-96				CMR1BS	TS129
Vectra Sedan, Hatch, Wagon	1996-02					TS129
Vectra CDX	2003-07			FRFW		
Holden Commercial						
Combo	2002-06			FRFW		

VEHICLE MODEL	YEAR	OEM AERIALS			UNIVERSAL AERIALS	
		MASTS	MANUAL	WHIPS	MANUAL	ELECTRIC
Honda						
Accord	1973-80		H100R			
Accord	1981-90	H10RMKNM	H10RMKN			
Accord LX, EX	1990-93	HAMAST			CMR1BS	MZ21
Accord EXI	1990-93	HA2MAST			CMR1BS	MZ21
Accord LXI, EXI, VTI	1994-97	HA2MAST			CMR1BS	TS129
Accord Wagon USA Model		NB2MAST				TS129
Ascot	1990-94					MZ21
Civic All Models	1984-92		2NL0910			
Civic All Models	1992-96		2NL0930			
Civic All Models	1996-00		HC96			
Civic All Models	2001 on			HC00RM		
Concerto	1989-93	HAMAST	2NL0910			MZ21
CRX	1987-92		H10RMKN			
CRX	1992-98				CMR1BS	
CRV	1996 on		2NL0910			
CRV (Roof Mount)	1997-06		HC97R	RUR1M		
Domani	1990-92				CMR1BS	MZ21
HRV	1999-03		HC97R			
Inspire	1990 on	HL3MAST			CMR1BS	MZ21
Integra	1987-93	HAMAST	2NL0910			MZ21
Integra	1993 on	HAMAST			CMR1BS	MZ21
Legend	1986-88	HLMAST			CMR1BS	MZ21
Legend	1988-90				CMR1BS	MZ21
Legend	1990-96	HL3MAST			CMR1BS	MZ21
Legend Coupe	1985-87	HL3MAST			CMR1BS	MZ21
Legend Coupe	1987-96				CMR1BS	
NSX	1991-01				CAWB10	
Orthia Wagon	1996 on	HAMAST				TS129
Prelude	1983-87		H10RMKN			
Prelude	1987-92	Z5253MAST			CMR1BS	MZ21
Prelude	1992-97	HAMAST			CMR1BS	TS129
S2000 Sport	1999-09			RUR1M		
Shuttle	1984-86		2NL0910			
Stream	2000-01		2NL0930			
Vigor	1984-90	H10RMKNM	H10RMKN			
Vigor	1990 on	HL3MAST			CMR1BS	MZ21
Hyundai						
Accent, Lantra, Sonata (powered non-toothed)	1993 on	YL93MNOT				TS129
Accent	2000-05	YA00MAST	YA00G		CMR1BS	TS129
Elantra	2000-05	YE00MAST				TS129
Excel	1990-94		YE90G		CMR1	MZ21
Excel	1994-00		YE94G		CMR1	MZ21
Getz	2002-11		YG03R			
Lantra	1992-99		YL92G		CMR1	MZ21
Lantra Wagon	1993-02				CMR1BS	TS129
Prima	1986-89				CMR1	MZ21
Scoupe	1990-96				CMR1	MZ21

VEHICLE MODEL	YEAR	OEM AERIALS			UNIVERSAL AERIALS	
		MASTS	MANUAL	WHIPS	MANUAL	ELECTRIC
Sonata	1989-93				CMR1	MZ21
Sonata	1993-96				CMR1BS	TS129
Sonata	1997-04					TS129
Stella	1984-90				CMR1	MZ21
Hyundai Commercial						
Pony Pick Up	1986-89				PM12 or CMR1S	MZ21
Isuzu						
Bighorn/Trooper	1981-87		PM12		GG1 or CAWB10	MZ21
Bighorn/Trooper	1987-92		PM12		GG1 or CAWB10	TS129
Bighorn/Trooper	1992-99	IBMAST			CMR1BS	TS129
Piazza	1981-90				ARF24B	
Gemini	1983 on				CMR1	
Isuzu Commercial						
Faster	1981-86				CMR1S or GG1	MZ21
MU Hard Cover	1989 on	IBMAST			CMR1BS	TS129
Fargo/Shuttle	1981 on		PM12		GG1 or CAWB10	
Jaguar						
XJ6-12	1979-87	RW20KMAST			CMR1S	
XJ6-12	1987-97	RW20KMAST			CMR1	
XJS	1975-96	RW20KMAST			CMR1	
All Models	1995-11	JG95MAST				TS129
Jeep						
Cherokee	1994-01	JC94G				
Kia						
Mentor Sedan	1996-98				CMR1S	MZ21
Mentor Hatch	1996-98				CMR1S	MZ21
Sportage	1996-04	KS98MAST			CMR1BS	TS129
Lada						
2104, 2105, 2107	1983-95				CMR1	MZ21
Samara	1988-97				CMR1	MZ21
Lada Commercial						
Niva	1983-94		PM12			
Cossack	1983-94		PM12			
Turist	1995 on		PM12			
Lancia						
2000 Coupe & Sedan	1982-86				ARF24B	MZ21
Delta	1985-92				ARF24B	MZ21
Thema	1986-92				CMR1S	MZ21
Land Rover						
Defender/Land Rover	1984 on				CMR1 or KSB270	MZ21
Discovery/Land Rover	1991 on				CMR1BS	TS129
Range Rover/Land Rover	1970-87				GG1 or CMR1S	MZ21
Range Rover/Land Rover	1987-94				CMR1BS	TS129
Lexus						
ES300	1992-96				CMR1BS	TS129
IS300	2001-03			FRFW		
LS400	1991-94				CMR1BS	TS129

VEHICLE MODEL	YEAR	OEM AERIALS			UNIVERSAL AERIALS	
		MASTS	MANUAL	WHIPS	MANUAL	ELECTRIC
Leyland Commercial						
Sherper	1980-84				ARF24B or KSB270	
Mazda						
121	1987-91				CMR1S or GG1	
121 Funtop	1989-91				CMR1S or GG1	
121	1991-97		MAZ980			
2	2007 on		FX00R			
323/Familia	1980-85					MZ21
323/Familia	1985-89		MAZ960			MZ21
323/Familia	1990-98	FTMAST	MAZ980			MZ21
Familia 323 SP20	1996-03			FRFW		
3	2004-08			FRFW		
626/Capella	1980-85					MZ21
626/Capella	1985-89		MAZ960			MZ21
626/Capella/Cargo	1988-92		MAZ980			MZ21
626/Cronos/Efini	1992-97	FTMAST			CMR1BS	MZ21
626	1997-02		MAZ980			MZ21
6 Sport GSX 5dr 2.3L	2002-06			FRFW		
929/Sontia	1991-97	FTMAST			CMR1BS	TS129
Astina	1990-94		MAZ980			
Astina	1994-98	FTMAST			CMR1BS	TS129
Bounty	up to 1996				CMR1S	
Eunos Presso	1991 on	FTMAST	MAZ980			TS129
Eunos/MX5 Roadster	1989-98				CMF08M or R400	
Lantis	1994-96	FTMAST		FRFW		TS129
Tribute	2001-05	MT02MAST				TS129
MX5	2005 on			FRFW		
MX6	1993-98	FTMAST			CMR1BS	TS129
RX7	1981-86				CMR1	MZ21
Mazda Commercial						
B1600	1982-85		PM12		CMR1 or GG1	MZ21
B2000	1982-85		PM12		CMR1 or GG1	MZ21
B-Series Ute/4X4/Double Cab	1985-96				CMR1S or GG1	TS129
Bongo	1981 on		PM12		GG1	
E 1800	1985-95		PM12		GG1	
E 2000/2200	1985-95		PM12		GG1	
Proceed	1984 on				CMR1S or GG1	TS129
T Series Truck	1985-98		PM12		GG1	
Mercedes						
All Models Sedan	1984-93				CMR1BS	TS129
All Models Wagon	1984-90				CMR1BS	TS129
All Models Sedan	1993 on				CMR1BS	TS129
All Models Wagon	1993 on				CMR1BS	TS129
MG						
MG, MGB	1960-93				CMR1	
Montego GSI/EFI	1985-91				CMR1 or ARF24B	MZ21
Mini						
Cooper	2002-07			FRFW		

VEHICLE MODEL	YEAR	OEM AERIALS			UNIVERSAL AERIALS	
		MASTS	MANUAL	WHIPS	MANUAL	ELECTRIC
Mitsubishi						
Challenger	1996 on	MCMAST				TS129
Chariot	1985-91		PM12			
Cordia All Models	1982-87		MTB930			
Diamante	1991-96	MVMAST			CMR1BS	TS129
Diamante	1996-02	MV2MAST				TS129
Diamante	2002-on	MD02MAST				TS129
Emeraude	1992-96	MP91MAST			CMR1BS	TS129
Eterna	1983-88				CMR1	MZ21
Eterna All Models	1988-93		MTB930		CMR1	TS129
Eterna All Models	1993 on				CMR1BS	TS129
FTO	1995-99				CMR1BS	TS129
Galant All Models	1988-93	MG88MAST	MTB930			TS129
Galant All Models	1993-97	MG88MAST				TS129
Galant	1997-05	MG97MAST				TS129
GTO	1991-93	MV2MAST			CMR1BS	TS129
Lancer All Models	1988-92		MTB930		CMR1BS	TS129
Lancer All Models	1992 on	MVMAST			CMR1BS	TS129
Lancer / Cedia	2001-02			RUR1M		
Lancer Sedan	2003 on			FRFW		
L200/4X4/Double Cab	1986-98		PMCS12		GG1 or CMR1S	TS129
L300	1981-92		PMCS12		GG1	
L300	1992 on		MTB017		GG1	
Magna/V3000 All Models	1993-96	MVMAST				TS129
Magna/V3000 All Models	1996-02	MVMAST			CMR1BS	TS129
Magna Wagon (Aust)	1987-92		MTB930			
Mirage/Colt	1984-92		MTB930			
Nimbus	1992-03		MN92P			
Pajero	1984-91		PAJERO		GG1 or PMCS12	TS129
Pajero	1991-99	MP91MAST	PAJERO		GG1 or PMCS12	TS129
Pajero	1999 on	MP91MAST				TS129
Sigma/V3000	1984-91		MTB930			MZ21
Starion	1983-88				CMR1	MZ21
Tredia	1982-87		MTB930			MZ21
Mitsubishi Commercial						
Canter Truck	1989-96		PM12		GG1	
Delica	1981-92		PMCS12		GG1	
Delica	1992 on		MTB017		GG1	
Nissan						
200SX	1990-94				CMR1BS	TS129
200SX	1994-97	NBMAST			CMR1BS	TS129
200SX	1999 on					TS129
280ZX	1979-83				CMR1BS	TS129
300ZX/Fairlady	1984-89				CMR1BS	TS129
300ZX/Fairlady	1989-95				CAWB10	TS129
350Z	2003 on			FRFW		
Avenair	1993-96		SENTRA			
Bluebird	1982-84				PM12 or VW4100	MZ21
Bluebird U11 Widetrack	1984-89	NBMAST				MZ21

VEHICLE MODEL	YEAR	OEM AERIALS			UNIVERSAL AERIALS	
		MASTS	MANUAL	WHIPS	MANUAL	ELECTRIC
Bluebird U12	1989-92	NBMAST	BLUEBIRD			MZ21
Bluebird U13	1992-97	NB2MAST			CMR1BS	TS129
Cedric/Gloria	1986 on				CMR1	MZ21
Cefiro	1988-96	NBMAST			CMR1BS	TS129
Cefiro	1995 on	NB2MAST				TS129
Datsun Ute	1981-88		PM12		GG1	
Langley	1981-83				PM12	
Langley	1983-87		PULSAR			
Laurel	1984-91	NBMAST			CMR1BS	TS129
Laurel	1991 on	NBMAST			CMR1BS	TS129
Maxima	1991-95	NMMAST			CMR1BS	MZ21
Maxima	1995 on	NB2MAST				TS129
Mistral	1994 on	NMIMAST				TS129
Navara (L/H Guard)	1986-89				GG1	
Navara (R/H Guard)	1989-98		PATHFINDER		GG1	
Navara	1998 on		NN98			
NX	1993-95		SENTRA			
Pathfinder	1988-92		PATHFINDER		GG1	
Pathfinder	1992-96	NB2MAST			CMR1BS	TS129
Pathfinder	1996-04	NB2MAST				TS129
Patrol	1983-88	NBMAST	PM12		GG1 or CMR1S	MZ21
Patrol	1988 on	NMMAST			GG1 or CMR1S	TS129
Prairie	1982-87		PM12			
Prairie	1991-94	NMMAST				TS129
Presea	1989 on		SENTRA			
Primera P10	1990-97	NMMAST	SENTRN14			TS129
Primera P11	1997-04	NB2MAST				TS129
Pulsar	1981-83				PM12	
Pulsar	1983-87		PULSAR			
Pulsar	1987-92		SENTRA			
Pulsar Sedan, Hatch	1992-96	NB2MAST	SENTRN14			TS129
Pulsar Wagon	1992-96		SENTRY10			
Pulsar	1998 on		SENTRN15			
Pulsar EXA	1983-86		PULSAR			
Pulsar	2001-05		NP00P	FRFW		
Safari	1983-88	NBMAST			GG1 or CMR1S	MZ21
Safari	1988 on	NMMAST			GG1 or CMR1S	TS129
Sentra	1987-92		SENTRA			MZ21
Sentra Sedan, Hatch	1992-96	NB2MAST	SENTRN14			TS129
Sentra Wagon	1992-96		SENTRY10			
Sentra	1996-98		SENTRN15			
Silvia	1982-84	NBMAST			CMR1	MZ21
Silvia	1984-88	NBMAST			CMR1	MZ21
Silvia	1988-92	NBMAST			CMR1BS	TS129
Silvia	1992 on	NB2MAST			CMR1BS	TS129
Skyline Sedan, Wagon	1983-91	NMMAST			CMR1 or VW4100	TS129
Skyline	1991-96	NMMAST			CMR1BS	TS129
Skyline R33		MZMAST				TS129
Sunny	1980-82		PM12			MZ21
Sunny	1982-87					MZ21

VEHICLE MODEL	YEAR	OEM AERIALS			UNIVERSAL AERIALS	
		MASTS	MANUAL	WHIPS	MANUAL	ELECTRIC
Sunny	1987-92		SENTRA			MZ21
Terrano	1986-95	NMMAST	PATHFINDER		GG1	TS129
Terrano	1995 on	NB2MAST			GG1	TS129
X Trail T30	2002-07		NXO2R			
X Trail T31	2008 on		NXO2R			
Nissan Commercial						
C20 Vanette	1985-89		PM12		GG1	
C22 Vanette	1989-96		SENTRA		GG1	
Urvan/Homy/Caravan	1981-87		PM12 or SENTRA		GG1	
Most Trucks					NTR	
Opel						
Calibra (Rebadged Holden)	1990-94			FRFW		
Kadett GSI	1985-89				CMR1S or ARF24B	
Manta GSI	1985-89				CMR1S or ARF24B	
Vectra	1990-92				CMR1BS	TS129
Vectra (Rebadged Holden)	1992-94				CMR1BS	TS129
Peugeot						
106/205/306/309	1988 on		ARF24B	FRFW		
206 GTI / Sport	2003-05			FRFW		
306	1997-02			FRFW		
307	2001-08			FRFW		
405	1988-96				CMR1BS	TS129
407	2004-10			FRFW		
505	1986-89				CMR1S	TS129
605	1990-98				CMR1BS	TS129
Pontiac						
Le Mans Sedan/Hatch	1988-92				CMR1S	MZ21
Porsche						
911, 928, 944, 968	All Years				CMR1BS	TS129
Proton						
Saga	1987-94		MTB930		CMR1S	MZ21
Renault						
All Models	All Years		ARF24B			TS129
Cilo	2000-02			FRFW		
Megane 2.0	2003 on			FRFW		
Scenic 2.0	2005 on			FRFW		
Rolls Royce						
All Models	All Years				CMR1BS	TS129
Rover						
88/109 Series	1972-84				CMR1 or KSB270	MZ21
216 Coupe	1993-98			FRFW		
416	1993-95				CMR1S	MZ21
400 Series	1995-03		ARF24B			TS129
600 Series	1996-03				CMR1BS	TS129
800 Series	1988-98				CMR1BS	TS129
MGF	1996-00			FRFW		

VEHICLE MODEL	YEAR	OEM AERIALS			UNIVERSAL AERIALS	
		MASTS	MANUAL	WHIPS	MANUAL	ELECTRIC
Saab						
All Models	All Years				CMR1BS	TS129
All Models	1988-91	SB88MAST				TS129
All Models	1992-96	SB92MAST				TS129
Seat						
All Models	All Years				CAWB10	
Subaru						
Ace	1989-92				CAWB10	
Brumby 4X4 Ute	1982-93		CMRSUB84			
Forester	1997 on					TS129
Impreza WRX	1993-98	SL3MAST	SUBIMP		CAWB10	TS129
Justy	1984-89		PM12			
Justy	1989-95				CAWB10	
Legacy Sedan	1989-94	SLMAST	LEGACY			TS129
Legacy Sedan	1994-98	SL3MAST	LEGACY2			TS129
Legacy Sedan	1998 on	SL3MAST	LEGACY2			TS129
Legacy Wagon	1989-94	SLWMAST	LEGACY			TS129
Legacy Wagon	1994-98	SLW1MAST	LEGACY2			TS129
Legacy Wagon	1998 on		LEGACY3			
Leone Sedan/Wagon/Ute	1982-85		CMRSUB84			
Leone Sedan/Wagon	1985-88					MZ21
Omega Sedan/Coupe/Wagon	1988-93					MZ21
SVX Coupe	1992-95				CAWB10	
WRX	1993 on	SL3MAST	SWRX93			TS129
Subaru Commercial						
Domingo 700/4X4	1983-90		PM12		GG1	
Suzuki						
Cappuccino	1993-95				CMR1S	
Ignis	2001-03			FRFW		
Liana Match GLX	2004			RUR1M		
Samuri	1988-99		PMCS12		GG1	
SJ410/413/417	1985-87		PMCS12		GG1	
Swift	1989-99		SZS98P			
Grand Vitara	1998-04		SENTRA			
Vitara	1988 on				GG1	TS129
Suzuki Commercial						
Carry Van	1985-96		PMCS12		GG1	
Jimny	1982-98		PMCS12		GG1	
Jimny	1998-09		SZS98P			
Toyota						
Altezza	1999-05			RUR1M		
Avalon	2000-03	TA00MAST				TS129
Caldina	1994 on	TCNLMAST				TS129
Camry Sedan	1987-93		COL2000		CMR1	MZ21
Camry Wagon	1987-93		COL2000		VW4100	TS129
Camry Sedan	1993-97	TCMMAST	CAMRY			MZ21
Camry Wagon	1993-97		CAMRY			
Camry	1997-02	TC99MAST	TC97G		CMR1BS	TS129
Carib 4x4	1986-90		COL1000			

VEHICLE MODEL	YEAR	OEM AERIALS			UNIVERSAL AERIALS	
		MASTS	MANUAL	WHIPS	MANUAL	ELECTRIC
Carib 4x4	1990 on		COL2000			
Carina Sedan	1982-89		COL1000 or VW4100			MZ21
Carina Hatch	1982-89		COL1000 or VW4100			
Celica	1981-84				CMR1	MZ21
Celica	1984-89				CAWB10	MZ21
Celica	1989-94				CAWB10	MZ21
Celica	1994-99				CAWB10	MZ21
Celsior	1990-96				CMR1BS	MZ21
Chaser	1981-90	Z5253MAST			CMR1	MZ21
Chaser	1990 on				CMR1BS	MZ21
Corolla Sedan, Hatch, Wagon	1980-83		VW4100			MZ21
Corolla Sedan	1983-89		COL1000			MZ21
Corolla Hatch, Wagon	1983-89		COL1000			
Corolla Sedan	1989-92		COL1000			MZ21
Corolla Hatch, Wagon	1989-92		COL1000			
Corolla Sedan	1992-98		COL2000			MZ21
Corolla Hatch, Wagon	1992-98		COL2000			
Corolla Hatch	1998-01		TC01R			
Corolla Sedan	1998-01		COL2000			
Corolla Sedan	2002-07		TC01R			
Corolla Hatch	2002-07			FRFW		
Corolla Sedan	2007 on			FRFW		
Corona Sedan	1982-89		COL1000 or VW4100			MZ21
Corona Hatch	1982-89		COL1000 or VW4100			
Corona Sedan	1989-92					MZ21
Corona Sedan	1992-96				CMR1S	MZ21
Corona Hatch, Wagon, Caldina	1992-96	TCNLMAST			CMR1S	MZ21
Corsa	1986-90		COL1000			
Corsa	1990 on		COL2000			
Cresida	1981-85				CMR1	MZ21
Cresida	1985-89	Z5253MAST			CMR1	MZ21
Cresida	1989-92				CMR1BS	MZ21
Cynos	1996 on		COL1000			
Echo	1999-06		TC01R	FRFW		
Harrier /VVTI	1996 on			RUR1M		
Hilux	1985-89	THMAST	HILUX		VW4100	TS129
Hilux	1989-97	THMAST	TH89G			TS129
Hilux	1998-on	THMAST	TH98			TS129
Landcruiser	1975-85		PM12		GG1	
Landcruiser	1985-90		PM12		GG1 or CMR1S	
Landcruiser	1990-98	TL90MAST	TL90G		CMR1BS	TS129
Landcruiser	1999-06	TL99MAST				TS129
Lexus IS300	2001-03			FRFW		
Paseo	1991-97		COL1000		CAWB10	MZ21
Prado	1996 on	TP96MAST				TS129
Previa/Estima/Lucida	1991 on				CAWB10	
Prius	2001-03		TC01R			

VEHICLE MODEL	YEAR	OEM AERIALS			UNIVERSAL AERIALS	
		MASTS	MANUAL	WHIPS	MANUAL	ELECTRIC
RAV4	1994-99		TRAV94			
Sceptor	1990 on				CMR1BS	TS129
Soarer	1981-85				CMR1	MZ21
Soarer	1985-90				CMR1BS	TS129
Soarer	1990 on				CMR1BS	TS129
Sprinter/Celio/Trueno	1984-87				VW4100	
Starlet	1983-85		PM12			
Starlet	1985-90		COL1000			
Starlet	1990-96		COL1000			
Starlet	1996-99		COL2000			
Supra	1984-86				CMR1	MZ21
Supra	1986-92				CMR1BS	TS129
Supra	1994-96				CMR1BS	TS129
Surf	1984 on	THMAST	VW4100		GG1	TS129
Yaris	2005 on			FRFW		
Toyota Commercial						
Dyna Truck	1981-86		PM12		GG1	
Hiace	1983-90		PM12		GG1	
Hiace	1990 on		COL1000		GG1	
Liteace	1983-87		PM12		GG1	
Liteace	1987-92		COL1000		GG1	
Townace	1984-90		MTB017		GG1	
Townace	1990-93		COL1000		GG1	
Universal Electric Replacement Mast						
MZ19		MZMAST				
MZ20		MZMAST				
TS129		TS129MAST				
Volkswagen						
Beetle	1951-95		VW4100		KSB270	
Beetle	1999 on			FRFW		
Corrado	1989-92			FRFW	ARF24B	
Golf Cabriolet	1981-92				CMR1S	
Golf Cabriolet	1994 on			FRFW	CMR1BS	
Golf	1984-91			FRFW	CMR1S or ARF24B	
Golf	1993-09			FRFW		
Jetta	1990-92				CMR1S	
Passat	1990-92				CMR1S	
Passat	1998 on			FRFW		
Polo	1995 on			FRFW		
Volvo						
240, 244	1987-93				CMR1	
360 Sedan/Hatch	1985-90				CMR1S	
440, 480 ES	1990-96				CMR1S	
760, 850 Series Sedan	1986 on				CMR1S	
760, 850 Series Wagon	1986 on				ARF24B	
S40	1996-02	VO96MAST				TS129
All Models	1997-98	VO97MAST				TS129
V40	1998-02			FRFW		

REPLACEMENT OEM MASTS

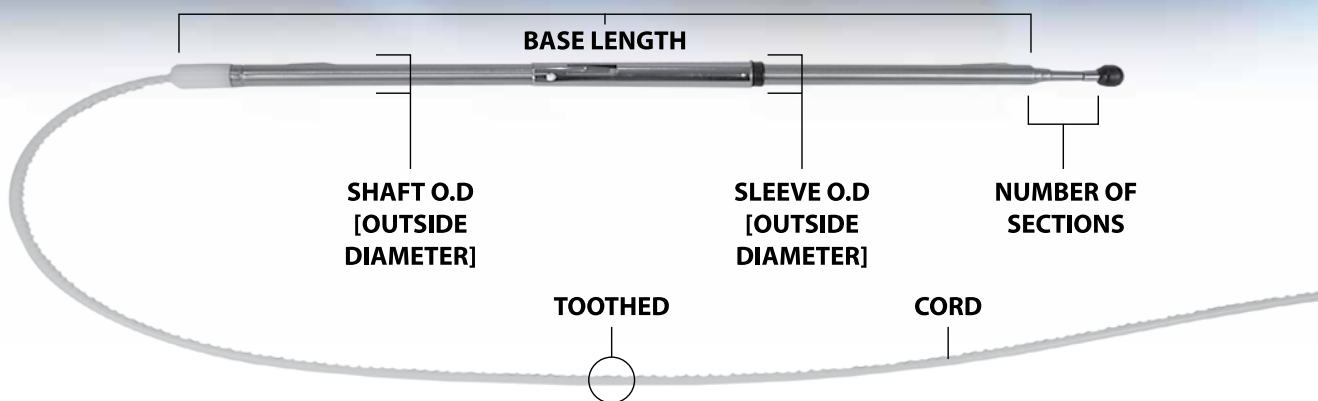
VEHICLE MODEL	PRODUCT CODE	BASE LENGTH	SHAFT O.D	SLEEVE O.D	TOOTHED	CORD LENGTH	SECTIONS
Daewoo Nubira 1997 on	DN97MAST	310mm	9mm	no	yes	1040mm	5
Ford Escape	FE02MAST	311mm	6.5mm	8mm	yes	1040mm	3
Ford - various	FFMAST	254mm	9mm	no	yes	1120mm	5
Ford - various	SY200MAST	253mm	9mm	no	yes	1135mm	5
Ford - various	SY800MAST	253mm	9mm	no	yes	1140mm	5
Ford Telstar	FTMAST	239mm	10.2mm	no	yes	1000mm	5
Holden Astra	HA92MAST	219mm	9mm	10mm	yes	1100mm	5
Holden Commodore VL	VLMAST	245mm	8.5mm	11mm	yes	1075mm	5
(Fitted with Harada)	SY400MAST	252mm	9mm	no	yes	1120mm	5
Holden Commodore VG, VN, VS, VT, VY*	VNMAST	260mm	8.5mm	11mm	yes	1065mm	5
Holden Commodore VY February 04 on	VY2MAST	252mm	9mm	no	yes	1120mm	5
Honda - various	HAMAST	245mm	8.5mm	11mm	yes	1060mm	5
Honda - various	H10RMKNM	1130mm	10mm	no	no	1665mm	2
Honda Accord	HA2MAST	245mm	8.5mm	11mm	yes	935mm	5
Honda Legend	HLMAST	249mm	8.5mm	10mm	yes	1100mm	5
Honda - various	HL3MAST	245mm	9mm	11mm	yes	1200mm	5
Hyundai - various 1993 on	YL93MNOT	225mm	9mm	10mm	no	1000mm	5
Hyundai Accent 2000-05	YA00MAST	248mm	9mm	9.5mm	yes	1160mm	5
Hyundai Elantra 2000-05 (retaining nut)	YE00MAST	214mm	9mm	10mm	yes	1060mm	5
Isuzu - various	IBMAST	218mm	9mm	no	no	1090mm	5
Jaguar (Fitted with RW20 Harada)	RW20KMAST	218mm	10.2mm	no	yes	1950mm	6
Jaguar	JG95MAST	254mm	9mm	10mm	yes	1040mm	5
Jeep Cherokee	JC94MAST	251mm	8mm	9mm	yes	1000mm	4
Kia Sportage	KS98MAST	203mm	9mm	no	yes	1150mm	5
Mazda 626	FTMAST	239mm	10.2mm	no	yes	1000mm	5
Mazda Tribute	MT02MAST	311mm	6.5mm	8mm	yes	1040mm	3
Mitsubishi Challenger	MCMMAST	172mm	10mm	11mm	yes	1135mm	7
Mitsubishi Diamante 2002 on	MD02MAST	225mm	9mm	10mm	no	1000mm	5
Mitsubishi Galant	MG88MAST	215mm	10mm	11mm	yes	1100mm	7
Mitsubishi Galant	MG97MAST	225mm	8.5mm	11mm	yes	1045mm	5
Mitsubishi Pajero	MP91MAST	215mm	10mm	11mm	yes	1100mm	7
Mitsubishi - various	MVMAST	225mm	10mm	11mm	yes	1170mm	5
Mitsubishi - various	MV2MAST	225mm	8.5mm	11mm	yes	1045mm	5
Nissan Mistral 1994 on	NMIMAST	192mm	10mm	no	yes	1320mm	6
Nissan - various	NBMAST	238mm	10.3mm	no	yes	1075mm	5
Nissan - various	NB2MAST	218mm	9mm	no	yes	1075mm	5
Nissan - various	NMMAST	238mm	10.3mm	no	yes	1060mm	5
Saab 1988-91	SB88MAST	254mm	9mm	10mm	yes	1040mm	5
Saab 1992-96	SB92MAST	251mm	8mm	9mm	yes	960mm	4
Subaru - various	SL3MAST	198mm	9mm	11mm	yes	1099mm	6
Subaru Legacy	SLMAST	190mm	10mm	11mm	yes	1055mm	7
Subaru Legacy Wagon	SLWMAST	225mm	9mm	9.5mm	no	1080mm	5
Subaru Legacy Wagon	SLW1MAST	218mm	9mm	no	yes	1075mm	5
Toyota Avalon 2000-03	TA00MAST	222mm	10mm	11mm	yes	1200mm	5
Toyota Camry	TCMMAST	215mm	9mm	9.6mm	yes	950mm	5
Toyota Camry 1997-02	TC99MAST	222mm	10mm	11mm	yes	1180mm	6
Toyota Landcruiser 1990-98	TL90MAST	239mm	10mm	11mm	yes	1420mm	7
Toyota Prado 1996-on 90-99	TP96MAST	249mm	8.5mm	10mm	yes	1100mm	5
Toyota Landcruiser 1999-06	TL99MAST	258mm	9mm	19mm	yes	1120mm	5
Toyota - various	TCNLMAST	215mm	8mm	10mm	yes	1065mm	5
Toyota - various	THMAST	215mm	8mm	10mm	yes	1100mm	5
Volvo S40	VO96MAST	215MM	9MM	10MM	yes	1120MM	5
Volvo 1997-98	VO97MAST	355MM	8MM	9MM	yes	1080MM	3

*

up to January 04

**

February 04 on



REPLACEMENT UNIVERSAL ELECTRIC MASTS

MODEL	MAST CODE	BASE LENGTH	SHAFT O.D	SLEEVE O.D	TOOTHED	CORD LENGTH	SECTIONS
Antech MZ Series	MZMAST	239mm	9mm	10mm (split)	yes	1080mm	5
Antech TS129	TS129MAST	249mm	9mm	10mm	yes	1150mm	5
Yokowo Z52/53 [Black]	Z52B53BMAST	248mm	8.5mm	10mm	yes	1100mm	5


REPLACEMENT UNIVERSAL MASTS

MODEL	AERIAL CODE	MAST CODE
Antech	MZ21	MZMAST
Harada	SY200	SY200MAST
Harada	SY400	SY400MAST
Harada	SY800	SY800MAST
Antech	TS129	TS129MAST
Yokowo	Z52N	HAMAST

REPLACEMENT UNIVERSAL WHIPS

Refer to page 16 for full size illustrations

TYPE	WHIP CODE	BASE LENGTH	THREAD DIAMETER	THREAD TYPE	AMPLIFIED	SECTIONS
Fibreglass	CMFW	800mm	6mm	Internal	no	1
Roof Mounted Amplified	FRFW	500mm	5mm	External	yes	1
Roof Mount	FRFW2	500mm	6mm	External	no	1
Aluminium Roof Mount Kit (Black)	FRFWBK	110/170/270mm	5mm (Internal) 5mm/6mm (External)	Internal or External	no	1
Aluminium Roof Mount Kit (Chrome)	FRFWCH	110/170/270mm	5mm (Internal) 5mm/6mm (External)	Internal or External	no	1
Metal	YG03R	730mm	6mm	Internal	no	1
Rubber	RMAST	175mm	6mm	Internal	no	1
Rubber	RUR1M	175mm	5mm	External	no	1
Rubber	HC00RM	175mm	5mm	External	no	1



INSTALLATION

PRE-INSTALLATION INSTRUCTIONS

1. Remove the radio from the dash.
2. Remove the old antenna plug from the back of the radio.
3. Before removing the old aerial, make sure that the coaxial lead is cut and left running down the inside of the vehicles pillar. Tape the end of the new aerials lead securely to the old one. From inside the vehicle, carefully pull the new lead through, using the old lead as a guide.
4. Plug the new lead into the back of the radio and screw the new aerial into place.

COWL MOUNT ANTENNA

Tools: Spanner

Removing Old Antennas

1. Remove the old antenna, pulling the cable through.
2. Scrape dirt from around the hole under the guard to ensure earthing contact necessary for good reception.

Fitting New Antennas

1. Loosen the nut that tightens the antenna to the guard.
2. Run the cable through the hole in the guard.
3. Tilt the underguard mounting clips back and fit the antenna through the hole.
4. Pull the antenna back up so that the underguard mounting clips make good contact with the metal of the guard.
5. Seat the insulator pad, plastic dome, and mounting washer onto the antenna and tighten the top nut until the antenna is tightly fitted.



Vertical



Max 30°

AUTOMATIC ANTENNA MAST

1. With the radio turned off remove the top retaining nut from the antenna.
2. Turn the radio/ignition on so that the mast goes up.
3. Remove the mast, sleeve and rope assembly from the antenna.
4. With the radio still on insert the new mast assembly into the top of the antenna with the teeth of the rope facing the motor drive.
5. Turn the radio/ignition off.
6. The mast should now feed into the antenna. Replace the top nut and sleeve and secure into place.
7. Test that the mast freely travels to both upper and lower reaches of its correct travel distance.

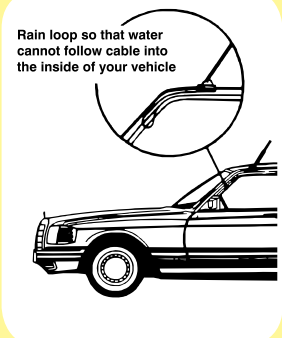
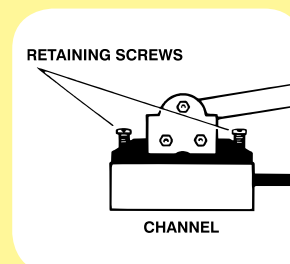
Note: Please keep the old retaining sleeve upon removal of the mast as not all new masts are supplied with new retaining sleeves.

GUTTER GRIP ANTENNA

Tools

A large slotted tip screwdriver.

1. Decide where to mount the antenna, (usually above the driver's door).
2. Loosen the 2 retaining screws in the channel.
3. Fit the channel over the gutter and tighten the holding screws. Ensure the screws penetrate the paint to obtain good metal to metal contact. This is important for good reception.
4. Run the cable along the gutter and down the pillar. Create a rain loop so that water will not enter the vehicle, and continue running the cable inside.



Rain loop so that water cannot follow cable into the inside of your vehicle

RECESSABLE ANTENNA

Note

Before commencing work, ensure there is sufficient clearance under the mudguard to fit the entire length of the antenna.

Tools

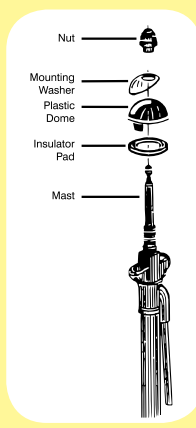
Spanner and slotted tip screw driver.

Removing Old Antennas

1. If necessary, remove protective panels to gain access under the guard.
2. Loosen the nut that holds the antenna to the guard and remove the old antenna, pulling the cable through.
3. Scrape dirt from around the hole under the guard to ensure earthing contact necessary for good reception.

Fitting New Antennas

1. Loosen the nut that is for holding the antenna to the guard.
2. Remove the nut, mounting washer, plastic dome, and insulator pad from the antenna and extend the mast a few centimetres.
3. Insert the antenna through the hole in the guard, and replace the insulator pad, plastic dome, mounting washer, and nut.
4. With the top nut loosened, adjust the angle of the antenna to suit the vehicle, then tighten the nut.

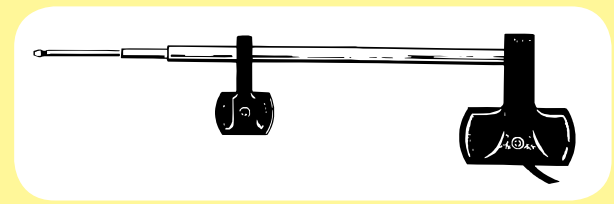
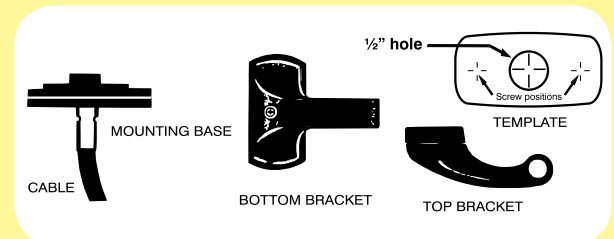


PILLAR MOUNT ANTENNA

Tools

For replacement antennas only a small phillips screwdriver is required. If there are no mounting holes in the pillar, a hammer, centre punch, an electric drill and drill bits up to 1/2 inch will also be required.

1. Remove the old antenna from the vehicle and pull the cable through.
2. If mounting holes are required, use the template and a centre punch to mark the positions for the holes. Drill a 1/2 inch hole in the centre and 1/16 inch holes for the screws and top bracket.
3. Feed the cable through the pillar and press the mounting base of the antenna onto the pillar and screw tight.
4. Insert the mast into the top bracket at the mounting hole.
5. Attach the bottom bracket to the mounting base using the large screw.



CONNECTING THE CABLE

1. Route the cable to the rear of the radio and push the antenna plug into the radio socket.
2. If the receiver is not digital, locate a weak AM station close to 1400KHz.
3. With a small slotted tip screw driver, adjust the radio's antenna trimmer pot to maximum volume to ensure the best reception.
4. Fit the radio into the dashboard.

PRODUCT INDEX

2NL0910	5		
2NL0930	5		
AP9	4		
APM01	17		
APM02	17		
APM03	17		
APVY1F	4		
ARF24B	14		
BLUEBIRD	7		
BOS200	22		
C3MF	22		
CAMRY	10		
CAWB10	15		
CAWB90	15		
CBA3FX	18		
CBA2T1	18		
CBA36F1L	18		
CBA3F1L	18		
CBA5T1	18		
CBA3F1	18		
CBA5F1	18		
CBA4S1	18		
CBA36	19		
CBBB1	19		
CBBB2	19		
CBBB3	19		
CBBB4	19		
CBBL1	20		
CBBL2	20		
CBBU1	19		
CBBU2	19		
CBBV1	19		
CBBV2	19		
CBAWB2	19		
CBAWB1	19		
CM12	12		
CM1803	12		
CMAS12	13		
CMAS13B	13		
CMAS14B	13		
CMAS15F	13		
CMB12	12		
CMF08	12		
CMFW	16,37		
CMR1	13		
CMR1BS	13		
CMR1L	13		
CMR1S	13		
CMRB1	13		
CMRSUB84	9		
CMS12	13		
COL1000	10		
COL2000	10		
COMM	4		
CR320A	17		
DN97MAST	36		
EA60	22		
EUROAPT	23		
EUROAPT2	23		
EXT1200	21		
EXT180A	21		
EXT300	21		
EXT3000	21		
EXT300N	21		
EXT300N1	21		
EXT330N	21		
EXT34	21		
EXT4000	21		
EXT430E	21		
EXT500	21		
EXT909	21		
FA14	23		
FA1424V	23		
FC00P	2		
FE02MAST	36		
FFMAST	36		
FK99W	3		
FRFW	16,37		
FRFW2	16,37		
FRFWBL	16,37		
FRFWCH	16,37		
FT96R	3		
FTMAST	36		
FV94P	2		
FX00R	2		
GG1	14		
H100R	5		
H10RMKN	5		
H10RMKNM	36		
H701	36		
HA2MAST	36		
HA92MAST	36		
HA96H	3		
HA96S	3		
HAMAST	36		
HB89P	3		
HC00RM	5,16,37		
HC96	5		
HC97R	5		
HILUX	11		
HL3MAST	36		
HLMAST	36		
HQ20	23		
HQ26	23		
HR03P	4		
HR88G	4		
HROCO	4		
HSMK	3,22		
IBMAST	6		
JC94G	6		
JC94MAST	36		
JG95MAST	36		
KS98MAST	36		
KSB270	14		
LEGACY	9		
LEGACY2	9		
LEGACY3	9		
LEONE	9		
MAZ960	3,6		
MAZ980	3,6		
MCMAST	36		
MD02MAST	36		
MG88MAST	36		
MG97MAST	36		
MIRA	2		
MN92P	7		
MP91MAST	36		
MT02MAST	36		
MTB017	7		
MTB930	7		
MV2MAST	36		
MVMAST	36		
MZ19	15		
MZ21	15		
MZMAST	37		
NB2MAST	36		
NBMAST	36		
NF100	22		
NMIMAST	36		
NMMAST	36		
NN98	7		
NP00P	8		
NTR	8		
NUT	22		
NX02R	8,14		
PAJERO	7		
PATHFINDER	7		
PLUG	23		
PM12	14		
PMCS12	14		
PMCSB12	14		
PULSAR	7		
R400TB	12		
RMAST	16,37		
RU400	12		
RUR1	14		
RUR1M	5,16,37		
RW20KMAST	6		
SB88MAST	36		
SB92MAST	36		
SENTRA	8		
SENTRN14	8		
SENTRN15	8		
SENTRY10	8		
SL3MAST	36		
SLEEVE	22		
SLEEVE2	22		
SLEEVE3	22		
SLMAST	36		
SLW1MAST	36		
SLWMAST	36		
STEALTH	15		
SUBIMP	9		
SWRX93	9		
MG97MAST	36		
MIRA	2		
MN92P	7		
MP91MAST	36		
MT02MAST	36		
MTB017	7		
MTB930	7		
MV2MAST	36		
MVMAST	36		
MZ19	15		
MZ21	15		
MZMAST	37		
NB2MAST	36		
NBMAST	36		
NF100	22		
NMIMAST	36		
NMMAST	36		
NN98	7		
NP00P	8		
NTR	8		
NUT	22		
NX02R	8,14		
PAJERO	7		
PATHFINDER	7		
PLUG	23		
PM12	14		
PMCS12	14		
PMCSB12	14		
PULSAR	7		
R400TB	12		
RMAST	16,37		
RU400	12		
RUR1	14		
RUR1M	5,16,37		
RW20KMAST	6		
SB88MAST	36		
SB92MAST	36		
SENTRA	8		
SENTRN14	8		
SENTRN15	8		
SENTRY10	8		
SL3MAST	36		
SLEEVE	22		
SLEEVE2	22		
SLEEVE3	22		
SLMAST	36		
SLW1MAST	36		
SLWMAST	36		
STEALTH	15		
SUBIMP	9		
SWRX93	9		
SY100	2		
SY200	2		
SY200MAST	36		
SY300	4		
SY350	4		
SY400	4		
SY400MAST	36		
SY700	2		
SY800	2		
SY800MAST	36		
SZS98P	9		
TA00MAST	36		
TC01R	10		
TC97G	10		
TC99MAST	10		
TCMMAST	36		
TCNLMAST	36		
TH89G	11		
TH98	11		
THMAST	36		
TL90G	11		
TL90MAST	36		
TL99MAST	36		
TP96MAST	36		
TRAV94	10		
TS129	15		
TS129MAST	37		
VLMMAST	36		
VNMAST	36		
VO96MAST	36		
VO97MAST	36		
VW4100	12		
VY2MAST	36		
WS259	15		
YA00G	6		
YA00MAST	36		
YE00MAST	36		
YE90G	6		
YE94G	6		
YG03R	6,16,37		
YL92G	6		
YL93MNOT	36		
Z52B53BMAST	37		
Z52EXI	5		
Z52N	5		



antech.co.nz



ANTECH12

GRIFFITHS
equipment

Distributors of Quality Automotive Products

Griffiths Equipment Limited. 22-24 Olive Road, Penrose,
PO Box 12556, Penrose, Auckland 1642, New Zealand.

Tel: +64 9 525 4575 Fax: +64 9 579 1192

Email: sales@griffiths.co.nz Website: www.griffiths.co.nz